



Kentucky High School Athletic Association

2280 Executive Drive ° Lexington, KY 40505 ° www.khsaa.org ° (859)299-5472 (859)293-5999 (fax)

MEMORANDUM

To: Superintendent, Principal, and Athletic Director
Madisonville North Hopkins High School

From: Brigid L. DeVries, Commissioner
Larry Boucher, Assistant Commissioner


Date: May 8, 2007

Subject: 2006-2007 Title IX Annual Report Forms Submission

Enclosed please find a copy of Form T-65, the 2006-2007 KHSAA Title IX Annual Report Submission Status Report. In addition, you may find an attachment with corrected copies of the forms submitted by your school personnel. Please review this information so the forms can be completed accurately in the future.

Also, KHSAA Audit Team Members may have requested resubmission of some of the 2006-2007 Annual Report Forms or need additional information on your athletic programs. Please submit this information by the date requested if this is applicable. Copies and all KHSAA Title IX documents must be kept current and included in your permanent Title IX File at the school. All documents are subject to Open Records Requests.

Should you need any further information, please do not hesitate to call anytime.



**KHSAA TITLE IX
ANNUAL REPORT SUBMISSION
STATUS REPORT
2006-2007**

KHSAA
Form T65 Revised 8/05

TO: KHSAA Member School Superintendents, Principals, and Athletic Directors

FROM: Brigid L. DeVries, Commissioner
Larry Boucher, Assistant Commissioner

DATE: 5/3/2007

School	Madisonville North Hopkins	Reviewed by	Gary W. Lawson
--------	----------------------------	-------------	----------------



The following is a status report regarding the required 2006 - 2007 Title IX Annual Report submission of forms due into the KHSAA office by April 15, 2007. Appropriate KHSAA Audit Team personnel have reviewed these forms and the following is a summary of this review.

I. Checklist of Forms properly submitted in a satisfactory manner:

GE 19 (Annual Verification)	T-35 (Budget Expenses)
T-1 (Summary Program Chart 1)	T-36 (Budget Expenses)
T-2 (Summary Program Chart 2)	T-41 (Checklist – Overall Interscholastic Program)
T-3 (Summary Program Chart 3)	T-60 (Corrective Action Plan)
T-4 (Summary Program Chart 4)	T-63 (Interscholastic Survey Results)

II. Status

A.	X	2006– 2007 Forms are satisfactory and no further information or action is necessary at this time.
B.		Errors have been noted with respect to the following forms:
C.		The following forms were omitted and must be submitted by school representatives:
D.	X	Other Recommendation and Comments: All calculations appear to be correct. According to data submitted, the school is currently meeting the standard established in both Test #2 and Test #3 for provision of athletic opportunities. In the benefits area, spending appears to be within acceptable parameters. School officials are requested to use the most recent Title IX forms as provided by KHSAA. The T-35 and T-36 forms do not list the number of coaches as requested. Please take note of this in future submittals.





Kentucky High School Athletic Association

KENTUCKY HIGH SCHOOL ATHLETIC ASSOCIATION

TITLE IX

MEMBER SCHOOLS 2006-2007 ANNUAL REPORT FORMS

Submit to KHSAA
By April 15, 2007






Kentucky High School Athletic Association

2280 Executive Drive ° Lexington, KY 40505 www.khsaa.org ° (859)299-5472 (859)293-5999 (fax)

TO: Superintendent, Principal and Athletic Director
KHSAA Member School

FROM: Larry Boucher, Assistant Commissioner 

DATE: January 2, 2007

SUBJECT: Annual Title IX Self-Audit Report Forms
2006-2007 School Year

Enclosed are the forms that are to be used in compiling the data required to be submitted by your school in your Annual Title IX Self-Audit. Please review the forms thoroughly since minor changes have been made from last year. As you know from previous Annual Self-Audit Report submissions over the last seven years, your 2006-07 Report is due to the Kentucky High School Athletic Association no later than April 15th, 2007.

For your annual convenience, these report forms may also be found on the KHSAA website, www.khsaa.org/titleix.

Please remember that the Student Interest Survey is not required to be submitted in this 2006-07 report. However, a copy is provided for you should you wish to use it in your internal analysis this year.

If you have any questions, feel free to contact us.



**KENTUCKY HIGH SCHOOL ATHLETIC ASSOCIATION
2006-2007 ANNUAL VERIFICATION OF TITLE IX PROCEDURES**

*KHSAA Form GE19
Rev. 10/06*

(To be submitted by April 15, 2007 along with other required forms)

The Madisonville North Hopkins High School, Madisonville, Kentucky
(Name of High School) (City)

certifies to the Kentucky High School Athletic Association that the following is an accurate and true representation of the facts surrounding compliance with 20 U.S.C. Sections 1681-1688, et. Seq. (also known as Title IX)

I certify the following provisions in accordance with records at the school contained in the permanent Title IX file, at least one copy of which must be maintained in the Principal's office, and to the best of my knowledge have completed the following tasks (All boxes must be checked).

Established a gender equity committee at the high school. (list committee personnel and provide attachment if necessary)

Name	Address	Phone	Title
(Supt., Principal, Student, Parent, Coach, Etc.)			

See attachment _____

Scheduled a minimum of three meetings during the 2006-2007 school year on the following dates:

<u>October 24</u>	<u>7:15 a.m.</u>
<u>January 23</u>	<u>7:00 a.m.</u>
<u>March 6</u>	<u>7:00 a.m.</u>

Designated the following person(s) as the Title IX coordinator for the school:

S. Gale Travis, CMAA Athletic Director 4515 Hanson Road Madisonville KY 42431

Name	Title	Address	Phone
			(270) 825-6017 x211

Designated the following person(s) as the Title IX coordinator for the district:

Patrick Courtney Asst Supt Hopkins County Schools 320 S. Seminary Madisonville KY 42431

Name	Title	Address	Phone
			(270) 825-6000 x2421


School personnel are continuing to make periodic reviews of the boys' and girls' athletics program reflected in the Corrective Action Plan.

In addition to the above information, the above referenced school maintains a complete permanent file relative to Title IX records including copies of the self-assessment audit, all corrective action plans, and other related materials.

S. Gale Travis _____ 03-06 2007
Principal's Signature Date

Patrick Courtney _____
Superintendent's Signature School Board Chairpersons' Signature

(Send original copy to KHSAA. Maintain duplicate in Title IX school folder)



MADISONVILLE NORTH HOPKINS HIGH SCHOOL

2006-2007 GENDER EQUITY/TITLE IX COMMITTEE MEMBERS

CHAD BURGETT
PRINCIPAL

KATHY B. CUMMINS
ASSISTANT PRINCIPAL

JANET H. McCLAIN
ASSISTANT PRINCIPAL

GALE TRAVIS
CERTIFIED MASTER
ATHLETIC ADMINISTRATOR

CINDY RAY
GUIDANCE COUNSELOR

TOMMY RANSOM
GUIDANCE COUNSELOR

JEANNIE MAYES
GUIDANCE COUNSELOR

KITTY DAVIS
SCHOOL TO WORK
COORDINATOR

4515 Hanson Road
Madisonville, KY
42431

Phone:
(270) 825-6017

Office Fax:
(270) 825-6045

Guidance Fax:
(270) 825-6095

Chad Burgett Principal 825-6017
4515 Hanson Road Madisonville KY 42431

Gale Travis Athletic Director 825-6017
4515 Hanson Road Madisonville KY 42431

Pat Courtney District T9 Chair 825-6000
320 South Seminary Madisonville KY 42431

Keith Cartwright Board Attorney 821-6165
PO Box 695 Madisonville KY 42431

Darryl Patton Teacher 825-6017
4515 Hanson Road Madisonville KY 42431

Mike Quinn Coach/Teacher/Parent 825-6017
4515 Hanson Road Madisonville KY 42431

Mary Wright Teacher 825-6017
4515 Hanson Road Madisonville KY 42431

Susan Hundley Parent 825-0835
985 Woodlawn Madisonville KY 42431

Shelia Clay Coach/Teacher/Parent 825-6033
328 Hall Street Madisonville KY 42431

Tredene Davis Student/Athlete 825-3041
328 Hall Street Madisonville KY 42431

2006-2007
ACCOMMODATION OF INTERESTS AND ABILITIES
SUMMARY PROGRAM CHART 1

Participation Opportunities Test One

SAMPLE FORM

		Column 1	Column 2	Column 3	Column 4
	Program	Enrollment	Percentage of Total Enrollment	Number of Interscholastic Participants (double and triple count)	Percentage of Total Participation
Row 1	GIRLS	429	52.1%	96	36.5%
Row 2	BOYS	394	47.9%	167	63.5%
Row 3	Totals	823	100%	263	100%

Instructions:

*Number of 8th grade students & below used in Column 3 and Column 4 calculations if applicable: _____

- 1) Determine the total number of girls enrolled, (place in Row 1, Column 1). Determine the total number of boys enrolled, (place in Row 2, Column 1).
- 2) Add the total number of girls and boys enrolled to determine total enrollment, (place in Row 3, Column 1).
- 3) Calculate the percentage of total enrollment that is female. (Divide Row 1, Column 1 by Row 3, Column 1 and place in Row 1, Column 2.) Calculate the percentage of total enrollment that is male. (Divide Row 2, Column 1 by Row 3, Column 1 and place in Row 2, Column 2.) Note: Row 1, Column 2 plus Row 2, Column 2 should total 100%.
- 4) Ask the head coaches to review the most updated eligibility or squad lists for their teams. Ask coaches to confirm the names of those individuals who are on the team as of the first **date of regular season competition**, and cross out the names of those who were cut from the team or quit the team prior to the first regular season competitive event. Determine the total number of interscholastic athletics participants that are girls, (and place in Row 1, Column 3). In order to determine the total number of athletics participants, an individual should be counted each time he or she participates on a team. For example, if Jane Doe competes on the varsity volleyball team, the junior varsity volleyball team, the junior varsity basketball team, and the varsity softball team, she should be counted as four participants (**do not include club or intramural sports participants, cheerleaders, dance teams or pom squads**). Calculate the same way for boys and girls. * In addition, should 8th grade students and below play on a Freshman, Junior Varsity, or Varsity team, they should also be counted for each team and sport on which they participate. If applicable, please asterisk the above notation as to how many 8th grade students & below are included.

Using the same procedure, determine the total number of interscholastic athletic participants that are boys, (and place in Row 2, Column 3. Add Row 1, Column 3 plus Row 2, Column 3 to get total participants and place in Row 3, Column 3).

- 5) Calculate the percentage of female participation. (Row 1, Column 3 divided by Row 3, Column 3 and place in Row 1, Column 4.) Calculate the percentage of male participation. (Row 2, Column 3 divided by Row 3, Column 3 and place in Row 2, Column 4.) Note: Row 1, Column 4 plus Row 2, Column 4 should total 100%.

Note: While being within three percent is not a formal compliance standard; if the percent listed in Row 1, Column 4 is within 3% of Row 1, Column 2, then it provides a good target within which compliance is likely.

Principal's Signature: _____ Date: 03-06-07

2006-2007
ACCOMMODATION OF INTERESTS AND ABILITIES
SUMMARY PROGRAM CHART 1

KHSAA
 Form T1
 Rev.10/06

Participation Opportunities Test One

		(Column 1)	(Column 2)	(Column 3)	(Column 4)
	Program	Enrollment	Percentage of Total Enrollment	Number of Interscholastic Participants (double and triple count)	Percentage of Total Participation
Row 1	GIRLS	500	48.7	265	43.5
Row 2	BOYS	527	51.3	345	56.5
Row 3	Totals	1027	100%	610	100%

Instructions:

*Number of 8th grade students & below used in Column 3 and Column 4 calculations if applicable B=24 G=51 Total=75

- Determine the total number of girls enrolled, (place in Row 1, Column 1). Determine the total number of boys enrolled, (place in Row 2, Column 1).
- Add the total number of girls and boys enrolled to determine total enrollment, (place in Row 3, Column 1).
- Calculate the percentage of total enrollment that is female. (Divide Row 1, Column 1 by Row 3, Column 1 and place in Row 1, Column 2.) Calculate the percentage of total enrollment that is male. (Divide Row 2, Column 1 by Row 3, Column 1 and place in Row 2, Column 2.) Note: Row 1, Column 2 plus Row 2, Column 2 should total 100%.
- Ask the head coaches to review the most updated eligibility or squad lists for their teams. Ask coaches to confirm the names of those individuals who are on the team as of the first **date of regular season competition**, and cross out the names of those who were cut from the team or quit the team prior to the first regular season competitive event. Determine the total number of interscholastic athletics participants that are girls, (and place in Row 1, Column 3). In order to determine the total number of athletics participants, an individual should be counted each time he or she participates on a team. For example, if Jane Doe competes on the varsity volleyball team, the junior varsity volleyball team, the junior varsity basketball team, and the varsity softball team, she should be counted as four participants (**do not include club or intramural sports participants, cheerleaders, dance teams, or pom squads**). Calculate the same way for boys and girls. * In addition, should 8th grade students and below play on a Freshman, Junior Varsity, or Varsity team, they should also be counted for each team and sport on which they participate. If applicable, please asterisk the above notation as to how many 8th grade students & below are included in the totals.

Using the same procedure, determine the total number of interscholastic athletic participants that are boys, (and place in Row 2, Column 3). Add Row 1, Column 3 plus Row 2, Column 3 to get total participants and place in Row 3, Column 3.

- Calculate the percentage of female participation. (Row 1, Column 3 divided by Row 3, Column 3 and place in Row 1, Column 4.) Calculate the percentage of male participation. (Row 2, Column 3 divided by Row 3, Column 3 and place in Row 2, Column 4.) Note: Row 1, Column 4 plus Row 2, Column 4 should total 100%.

Note: While being within three percent is not a formal compliance standard; if the percent listed in Row 1, Column 4 is within 3% of Row 1, Column 2, then it provides a good target within which compliance is likely.

Principal's Signature: Chad Burgott Date: 03-06-07

2006-2007
ACCOMMODATION OF INTERESTS AND ABILITIES
SUMMARY PROGRAM CHART 2

KHSAA
 Form T2
 Rev. 10/06

Participation Opportunities Test Two

			Column 1	Column 2	Column 3	Column 4	Column 5
Program			Number of Teams Currently Offered	Number of Participants	Number of Teams Added Since the beginning of the 2001-2002 School Year	Number of Participants Added Since the beginning of the 2001-2002 School Year	Percent of Total Participation By Sex Added Since the beginning of the 2001-2002 School Year
GIRLS	Row 1	varsity:	9	143	1	17	
	Row 2	j.v.:	5	74	1	16	
	Row 3	frosh:	3	60	2	41	
	Row 4	total:	17	277	4	74	267
BOYS	Row 5	varsity:	9	204	0	0	
	Row 6	j.v.:	6	94	0	0	
	Row 7	frosh:	2	47	0	0	
	Row 8	total:	17	345	0	0	0

- 1) For Column 1, list the number of interscholastic teams offered for girls and boys at each competitive level (varsity, junior varsity, and freshman). For girls, total each of the entries in Rows 1, 2, and 3 into Row 4. For boys, total Rows 5, 6, and 7 into Row 8.
- 2) For Column 2, list the number of participants at each level. For girls, total each of the entries in Rows 1, 2, and 3 into Row 4. For boys, total Rows 5, 6, and 7 into Row 8. **Note:** The totals in Row 4 for girls and in Row 8 for boys must be the same as the totals in Form T-1, Column 3, Rows 1 and 2 respectively.
- 3) For Column 3, list the number of interscholastic teams that have been added in the last five years at each competitive level. Count each team added during the 5 year period only one time. e.g. Girl's junior varsity soccer was added 3 years ago, count the team only once, not 3 times. For girls, total the entries in Rows 1, 2, and 3 into Row 4. For boys, total Rows 5, 6, and 7 into Row 8.
- 4) For Column 4, list the number of participants that are currently on each level of the teams that were added in the last five years. If a team was added previously but no longer exists, there are no current participants to be added for that team. For girls, total the entries in Rows 1, 2, and 3 into Row 4. For boys, total Rows 5, 6, and 7 into Row 8.
- 5) For Column 5, calculate the percentage of participants that have been added in the last five years. For girls, take the number in Column 4, Row 4 and divide by the number in Column 2, Row 4. For boys, take the number in Column 4, Row 8 and divide it by the number in Column 2, Row 8.

Note: If the percentage of current participants added in the last five years is 25% or greater, compliance with test two may be possible. If less than 25%, then compliance with test three should be analyzed. **CAUTION:** 25% is not a formal compliance standard.

Principal's Signature: _____

CB

Date: 03-06-07

2006-2007
ACTUAL EXPENDITURES - PROGRAM COMPARISON CHART 1
TO INCLUDE BOOSTER CLUB FUNDING

	equipment and supplies		travel		awards		coaches' salaries (to include supplemental and extended employment; dollar amount needed)		facilities improvements		publications (if sport-specific)	
	School	Booster	School	Booster	School	Booster	School	Booster	School	Booster	School	Booster
G basketball	454.47	3226.00	5199.15	0	867.00	16700.00	0	0	713.00	0	0	0
B basketball	743.50	5655.50	3957.15	2315.00	1634.13	17900.00	0	0	0	0	0	0
G softball	506.35	2370.10	1494.35	0	1324.99	8500.00	0	15000.00	1301.83	0	0	0
B baseball	997.90	11929.00	4533.77	3019.00	3390.00	8500.00	0	0	0	0	0	2169.00
G cross country	443.80	900.00	1061.11	0	300.00	3000.00	0	0	0	0	0	0
B cross country	443.80	700.00	1061.11	0	300.00	3000.00	0	0	0	0	0	0
G golf	150.00	561.00	104.00	0	195.00	2000.00	0	0	0	0	0	0
B golf	135.40	1591.00	350.00	233.88	690.85	2000.00	0	0	0	0	0	0
G soccer	2873.34	691.00	2293.58	0	1224.00	10050.00	0	9000.00	3480.00	0	0	98.00
B soccer	3010.64	690.00	1289.50	0	1188.00	11800.00	0	9000.00	3480.00	0	0	98.00
G swimming	1394.19	1726.33	590.60	463.00	854.00	4750.00	0	0	0	0	0	0
B swimming	1394.19	929.99	590.60	250.00	494.00	4750.00	0	0	0	0	0	0

1. Total expenditures on T-35 and T-36 on the 2006-2007 year report due by April 15, 2007, should reflect the total monies spent (rounded off to nearest hundred) for the entire school year of 2005-2006 ending June 30, 2006.
2. Booster Club Funding/Contributions must be included in the expenditures total.

Principal's Signature: _____



Date: _____

03-06-07

**2006-2007
ACTUAL EXPENDITURES - PROGRAM COMPARISON CHART 2
TO INCLUDE BOOSTER CLUB FUNDING**

	equipment and supplies		travel		awards		coaches' salaries (to include supplemental and extended employment; dollar amount needed)		facilities improvements		publications (if sport-specific)	
	Expenditures	Expenditures	Expenditures	Expenditures	Expenditures	Expenditures	Expenditures	Expenditures	Expenditures	Expenditures	Expenditures	Expenditures
	School	Booster	School	Booster	School	Booster	School	Booster	School	Booster	School	Booster
G track	825.70	250.00	1081.39	0	0	300.00	3750.00	0	0	50.00	0	50.00
B track	980.70	250.00	1081.39	0	0	300.00	3750.00	0	0	50.00	0	50.00
G tennis	0	0	434.21	0	0	0	2000.00	0	0	0	0	0
B tennis	441.71	0	434.21	0	0	0	2000.00	0	0	0	0	0
G volleyball	2924.84	4238.45	2745.16	1879.05	0	1543.61	6500.00	0	0	47.63	0	2059.25
B wrestling												
G (HST-SPORT) CAFE	485.98	13560.62	1890.82	9822.40	0	567.32	4000.00	0	0	0	0	0
B football	11074.55	36943.23	6614.79	0	0	3493.22	32100.00	0	0	0	0	0
G (DIST-SPORT) ARTS	141.82	29643.43	165.50	5937.40	0	1357.08	2500.00	0	0	0	0	0
B (HST-SPORT) PERFORMANCE	2578.18	5469.00	1770.22	699.00	0	0	2600.00	0	0	0	0	0

1. Total expenditures on T-35 and T-36 on the 2006-2007 year report due by April 15, 2007, should reflect the total monies spent (rounded off to nearest hundred) for the entire school year of 2005-2006 ending June 30, 2006.

2. Booster Club Funding/Contributions must be included in the expenditures total.
 * **NOT COUNTED FOR TITLE IX TOTALS** Indicate percentage of total expenditures for each gender:

Gender	Expenditures	Percentage
Boys	\$ 215,778.71	44%
Girls	\$ 271,539.48	56%
Total:	\$ 487,318.19	100%

Principal's Signature: C. B. [Signature]

Date: 03-06-07

2006-2007 KHSAA TITLE IX ATHLETICS AUDIT

KHSAA
Form T41
Rev. 10/06

Checklist - Overall Interscholastic Athletics Program

DIRECTIONS:

For the Areas of Compliance (Opportunities and Benefits) listed on the left hand side of the page, place a checkmark under the appropriate column identifying whether your school provided an advantage to the Girls' Program, or to the Boys' Program or to Neither Program.

Areas of Compliance:	ADVANTAGE TO:		
	GIRLS' PROGRAM	BOYS' PROGRAM	NEITHER PROGRAM
OPPORTUNITIES			
Accommodation of Interest and Abilities			X
BENEFITS			
Equipment and Supplies			X
Scheduling of Games and Practice Time			X
Travel and Per Diem Allowances			X
Coaching			X
Locker Rooms, Practice and Competitive Facilities			X
Medical and Training Facilities and Services			X
Publicity			X
Support Services			X
Athletic Scholarships			X
Tutoring			N/A
Housing and Dining Facilities and Services			N/A
Recruitment of Student Athletes			N/A

Principal's Signature: _____

C Bingham

Date: 03-06-07

SCHOOL NAME

Madisonville North Hopkins High

2006-2007

TITLE IX

CORRECTIVE ACTION PLAN

DIRECTIONS:

1. For Column 1, indicate the intended area (Opportunities or Benefits) which needs corrective action in order to achieve gender equity. For Column 2, write the suggested change or activities that will correct the area in need of alteration. For Column 3, include the estimated completion date for the changes or activities.
2. It is possible to attain compliance with Title IX and no longer need "corrective" action. However, the KHSAA strongly encourages compliant schools to identify items for improvement (Column 1), activities to accomplish the improvement (Column 2) and a timetable for completion (Column 3) that will strengthen the athletic program.
3. You may copy this form as needed. Please attach corrective action plans along with audit forms and submit by April 15, 2007.

COLUMN 1	COLUMN 2	COLUMN 3
ITEM FOR CORRECTION/ IMPROVEMENT	SUGGESTED CHANGE/ ACTIVITIES	TIME TABLE FOR CORRECTIVE ACTION/ COMPLETION
Weight Rooms	--updated new weight room with female anatomy friendly equipment --refurbished existing weight room	---completed except for wall mirrors (ongoing) ---completed November 04
Locker Rooms	--updated girls' basketball locker room (paint, carpet, lockers, etc)	---completed September 05
Physical Facilities	--auxiliary gym --addition of fields	---continue to hound board of education ---reseeded girls' soccer practice field and installed watering system completed July 05 ---completed March 06
	--new softball complex (concession area, pressbox, storage) --new batting cage at softball field --soccer bleachers replaced	--- in process ---completed August 06
State Winners' Recognition	--designate an area in the school lobby for display of standardized pictures	---completed March 06 (still collecting pictures)

Principal's Signature: C. Bump

Date: 03-06-07



2006-2007 INTERSCHOLASTIC
ATHLETICS SURVEY
Summary of Student Responses

KHSAA
Form T63
Rev.10/06

NOT Required this year

School Name: _____

Enrollment
(9-12 Grade): _____ (SHOULD AGREE WITH FORM T-1, COLUMN 1, ROW 3)

Number of 9-11 Grade Students Surveyed: _____

Number of 8th Grade Students Surveyed: _____

Date: _____

Completed By: _____

Instructions:

1. Summarize the Student Athletics Interest Surveys Form T-61 by listing the total number of responses on the line next to each sport.
2. Under the Other Category please provide a listing of the sports as well as the number of students who are interested in participating.
3. Please sign and date this Summary Form (T-63) and mail this Summary Form only to the KHSAA by April 15, 2007. Do not mail the student surveys (Form T-61). However, these Forms should be maintained in your files in the event they are requested subsequently.

_____ Number of Surveys
 _____ Total Returned (*A minimum of 80% return is expected*)
 _____ Grades Surveyed (*Should be grades 9-11 and 8th grade if school has a feeder system*)

How Was The Survey Administered? _____
 (e.g. was it given in all English classes, or all home rooms, or advisee/advisor?)

KHSAA Sanctioned Fall Sports (*List Total Number of Participation Responses*)

- _____ Cross Country (Girls)
- _____ Cross Country (Boys)
- _____ Football (Boys)
- _____ Golf (Girls)
- _____ Golf (Boys)
- _____ Soccer (Girls)
- _____ Soccer (Boys)
- _____ Volleyball (Girls)

Winter Sport (*List Total Number of Participation Responses*)

Form T-63
Rev. 10/06

- _____ Basketball (Girls)
- _____ Basketball (Boys)
- _____ Indoor Track (Girls)
- _____ Indoor Track (Boys)
- _____ Swimming & Diving (Girls)
- _____ Swimming & Diving (Boys)
- _____ Wrestling (Boys)

Spring Sport (*List Total Number of Participation Responses*)

- _____ Baseball (Boys)
- _____ Fast Pitch Softball (Girls)
- _____ Slow Pitch Softball (Girls)
- _____ Tennis (Girls)
- _____ Tennis (Boys)
- _____ Track (Girls)
- _____ Track (Boys)

Non-KHSAA Championship Sports (*From Student Survey T-61 Question 10*)

- _____ Archery
- _____ Field Hockey
- _____ Bowling
- _____ Gymnastics (Boys)
- _____ Gymnastics (Girls)
- _____ Ice Hockey
- _____ Lacrosse (Boys)
- _____ Lacrosse (Girls)
- _____ Rifle
- _____ Rodeo
- _____ Volleyball (Boys)
- _____ Water Polo
- _____ Weightlifting

Number of Students who participate in Intramural Sports

(*From Student Survey T-61 Question 5*)

<u>Sport</u>	<u>Number</u>

List Intramural Sports students are interested in adding:
(From Student Survey T-61 Question 6)

Form T-63
 Rev. 10/06

<u>Sport</u>	<u>Number</u>

Participation in Non-School Sports Activities
(From Student Survey T-61 Question 7)

<u>Sport</u>	<u>Number</u>

Reasons for not participating in interscholastic athletics
(From Survey Question 8)

- I prefer other activities such as band, chorus, etc.
- I don't have time
- The practice schedules and game times are inconvenient
- The sport I like isn't offered
- It's too expensive
- I prefer to participate in club or intramural sports
- Working
- Other:

Student Suggestions to encourage participation

Principal's Signature

Date

2006-2007 INTERSCHOLASTIC ATHLETICS STUDENT SURVEY

KHSAA
Form T61
Rev. 10/06

1. Is the School District offering the interscholastic sport(s) you want to play?
 Yes
 No, I want to play _____
 I am not interested in athletics

2. During the **fall season**, which sport would you like to play?
 Football
 Volleyball (Girls)
 Cross Country (Boys)
 Cross Country (Girls)
 Golf (Boys)
 Golf (Girls)
 Soccer (Boys)
 Soccer (Girls)
 I would not participate

3. During the **winter season**, which sport would you like to play?
 Basketball (Boys)
 Basketball (Girls)
 Swimming & Diving (Boys)
 Swimming & Diving (Girls)
 Wrestling (Boys)
 Indoor Track (Boys)
 Indoor Track (Girls)
 I would not participate

4. During the **spring season**, which sport would you like to play?
 Track (Boys)
 Track (Girls)
 Tennis (Boys)
 Tennis (Girls)
 Slow Pitch Softball (Girls)
 Fast Pitch Softball (Girls)
 Baseball (Boys)
 Lacrosse (Boys)
 Lacrosse (Girls)
 I would not participate

5. Do you participate in intramural sports? If yes, which sports(s)?
 Yes _____
 No

6. Which intramural sports, if any, would you like to see added?

7. Do you participate in non-school sport activities? If you do, which sport(s)?
 Yes _____
 No _____

8. Are you currently participating in interscholastic athletics during any season?

Yes

If no, why don't you participate in interscholastic athletics?

I prefer other activities such as band, chorus, etc.

I don't have time

The practice schedules and game times are inconvenient

The sport I like isn't offered

It's too expensive

I prefer to participate in club or intramural sports

Working

Other

9. Do you have any suggestions to encourage participation?

10. Which Non-KHSAA championship sport would you like to play?

Archery

Field Hockey

Bowling

Gymnastics (Boys)

Gymnastics (Girls)

Ice Hockey

Lacrosse (Boys)

Lacrosse (Girls)

Rifle

Rodeo

Volleyball (Boys)

Weightlifting

I would not participate

OPTIONAL

Name: _____

Age: _____

Male: _____

Female: _____

(check one)